



RESEARCH & MARKETING PVT. LTD.

2018

India Spread (Jam, Honey, Butter, Cheese, Choco) Market Outlook, 2023



<b>Publisher</b>	10	<b>Type</b>	1
<b>Product Code</b>	180720311	<b>Region</b>	5
<b>Pages</b>	113	<b>Country</b>	101
<b>Published Date</b>	02-07-2018	<b>Category</b>	5

## DESCRIPTION OF THE REPORT:

'India Spread (Jam, Honey, Butter, Cheese, Choco) Market Outlook, 2023' gives a comprehensive analysis of the Spread industry in India. The India Spread market majorly consists of cheese spread, butter spread, peanut spread, honey spread, chocolate spread, jams, jellies and preserves and other spreads like sandwich spread, green chutney, imly chutney, etc. Owing to the benefits such as increasing awareness for healthy breakfast, rising consumer spending on ready-to-eat food items, and presence of comparatively higher number of Tier-I and Tier-II cities, the market is blooming these days.

Of all these spreads, the honey is dominating the market with more than 50% share, owing to the associated health benefits of honey, such as antimicrobial and immunity boosting properties. Honey and Butter is the major contributor having more than 75% of the market share in the year 2016-17. All these products are segmented into their types and end users i.e. retail and institutional. Other spread which includes green chutney, special sandwich spread, imly chutney etc is expected to have market value around INR 125 crore at the end of forecast period. And it has highest CAGR during review period which was more than 25%. Jams, Jellies and Preserve have least growth rate being oldest category after honey in the country. Retail sales have dominance over institutional in overall spread market in the year 2016-17.

### Covered in the Report:

1. India Spread Market
2. India jam Market
3. India Honey Market
4. India Butter Market
5. India Cheese Market
6. India Choco Spread Market

"India Spread (Jam, Honey, Butter, Cheese, Choco) Market Outlook, 2023" discusses the following aspects of Spread in India:

### How it will help solving your strategic decision making process?

The report gives an in-depth understanding of the Spread Market in India:

- India Spreads Market Size by Value & Forecast

- India Spreads Market Segmental Analysis: By Company, By Product Type, By End User
- India Butter Market
- India Butter Market Segmental Analysis: By Company, By Product Type, By End User
- India Cheese Spread Market
- India Cheese Spreads Market Segmental Analysis: By Company, By Product Type, By End User
- India Chocolate Spread Market
- India Chocolate Spreads Market Segmental Analysis: By Company, By Product Type, By End User
- India Peanut Butter Market
- India Peanut Butter Market Segmental Analysis: By Company, By Product Type, By End User
- India Honey Market
- India Honey Market Segmental Analysis: By Company, By Product Type, By End User
- India Jams, Jellies and Preserves Market
- India Jams, Jellies and Preserves Market Segmental Analysis: By Company, By Product Type, By End User
- India Other Spreads Market- Average Selling Price
- Product, Variant & Pricing Analysis
- Product Variant Information
- Key Vendors in this market space

This report can be useful to Industry consultants, manufacturers and other stakeholders to align their market-centric strategies. In addition to marketing & presentations, it will also increase competitive knowledge about the industry.

## **Report Methodology**

The information contained in this report is based upon both primary and secondary research. Primary research included interviews with various channel partners of Spread in India. Secondary research included an exhaustive search of relevant publications like company annual reports, financial reports and proprietary databases.

Please get in touch with our sales team in order to find out more.



## TABLE OF CONTENTS

### TABLE OF CONTENTS

1. Executive Summary
2. India Spread Market Outlook
  - 2.1. Market Size By Value
    - 2.1.1. Overall Market
    - 2.1.2. Overall Market (By End User )
  - 2.2. Market Share
    - 2.2.1. By Company
    - 2.2.2. By End User
    - 2.2.3. By Product Type
3. India Cheese Spread Market Outlook
  - 3.1. Market Size
    - 3.1.1. By Value
    - 3.1.2. By Volume
  - 3.2. Market Share
    - 3.2.1. By Type
    - 3.2.2. By Company
    - 3.2.3. By End User
4. India Butter Spread Market Outlook
  - 4.1. Market Size
    - 4.1.1. By Value
    - 4.1.2. By Volume
  - 4.2. Market Share
    - 4.2.1. By Type
    - 4.2.2. By Company
    - 4.2.3. By End User
5. India Peanut Butter Market Outlook
  - 5.1. Market Size
  - 5.2. Market Share
    - 5.2.1. By Company
    - 5.2.2. By Flavour/Type
6. India Honey Market Outlook
  - 6.1. Market Size
    - 6.1.1. Overall Market (By Organized vs Unorganized)
    - 6.1.2. Overall Market (By End User)
  - 6.2. Market Share
    - 6.2.1. By Company
    - 6.2.2. By Type
7. India Chocolate Spread Market Outlook
  - 7.1. Market Size
    - 7.1.1. Overall Market
  - 7.2. Market Share
    - 7.2.1. By Company
    - 7.2.2. By Type
8. India Jams, Jellies and Preserves Market Outlook
  - 8.1. Market Size
    - 8.1.1. Overall Market
  - 8.2. Market Share
    - 8.2.1. By Company
    - 8.2.2. By Flavours

9. India Other Spread Market Outlook
10. India Economic Snapshot
11. Policy & Regulatory Landscape
12. PEST Analysis
13. Trade Dynamics
  - 13.1. Import
  - 13.2. Export
14. India Spread Market Dynamics
  - 14.1. Key Drivers
  - 14.2. Key Challenges
15. Market Trends & Developments
  - 15.1. Innovative Product Development with New Flavours
  - 15.2. Healthy Food Items
  - 15.3. Growing trend of Spreads in Middle Class
  - 15.4. Increasing use of Internet and Television for learning Cooking
  - 15.5. Rising number of QSRs
16. Competitive Landscape
  - 16.1. Porter's Five Forces
  - 16.2. Company Profiles
    - 16.2.1. Gujarat Co-operative Milk Marketing Federation Ltd
    - 16.2.2. Agro Tech Foods Limited
    - 16.2.3. Dr. Oetker India Pvt Ltd
    - 16.2.4. Dabur India Limited
    - 16.2.5. Ferrero India Private Limited
    - 16.2.6. Hershey India Private Limited
    - 16.2.7. Hindustan Unilever
    - 16.2.8. Mapro Foods Private Limited
    - 16.2.9. Parag Milk Foods Limited
    - 16.2.10. Britannia Dairy Private Limited
    - 16.2.11. Mother Dairy Fruit & Vegetable Private Limited
    - 16.2.12. Patanjali Ayurved Limited
    - 16.2.13. Scandic Food India Private Limited
17. Strategic Recommendations
18. Disclaimer

***Browse the complete Report ( [Click Here](#) )***

## LIST OF FIGURES & TABLES

### LIST OF FIGURES

- Figure-1: India Spread Market Size – By Value By End User 2011-12 to 2016-17 (INR Crore)
- Figure-2: India Spread Market Size Forecast– By Value By End User 2017-18F to 2022-23F (INR Crore)
- Figure-3: India Spread Market Share – By End User 2016-17 & 202-23F
- Figure-4: India Spread Market Share – By Product Type 2016-17 & 202-23F
- Figure-5: India Cheese Spread Market Size & Forecast – By Value 2011-12 to 2022-23F (INR Crore)
- Figure-6: India Cheese Spread Market Size & Forecast – By Volume 2011-12 to 2022-23F (In Metric Tonnes)
- Figure-7: India Cheese Spread Market Share – By Type 2016-17 & 202-23F
- Figure-8: India Cheese Spread Market Share – By Company 2016-17
- Figure-9: India Cheese Spread Market Share – By End User By Value 2016-17 & 202-23F
- Figure-10: India Cheese Spread Market Share – By End User By Volume 2016-17 & 202-23F
- Figure-11: India Butter Spread Market Size & Forecast – By Value 2011-12 to 2022-23F (INR Crore)
- Figure-12: India Butter Spread Market Size & Forecast – By Volume 2011-12 to 2022-23F (In Metric Tonnes)
- Figure-13: India Butter Market Share – By Product Type 2016-17 & 202-23F
- Figure-14: India Butter Spread Market Share – By Company 2016-17
- Figure-15: India Butter Market Share – By End User By Value 2016-17 & 202-23F
- Figure-16: India Peanut Butter Market Size – By Value 2011-12 to 2016-17 (INR Crore)
- Figure-17: India Peanut Butter Market Size Forecast – By Value 2017-18F to 2022-23F (INR Crore)
- Figure-18: India Peanut Butter Spread Market Share – By Company 2016-17
- Figure-19: India Peanut Butter Market Share – By Product Type 2016-17 & 202-23F
- Figure-20: India Honey Market Size – By Value 2011-12 to 2016-17 (INR Crore)
- Figure-21: India Honey Market Size Forecast – By Value 2017-18F to 2022-23F (INR Crore)
- Figure-22: India Honey Market Size – By Value 2011-12 to 2016-17 (INR Crore)
- Figure-23: India Honey Market Size Forecast – By Value 2017-18F to 2022-23F (INR Crore)
- Figure-24: India Honey Spread Market Share – By Company 2016-17
- Figure-25: India Honey Market Share – By Product Type 2016-17 & 202-23F
- Figure-26: India Chocolate Spread Market Size – By Value 2011-12 to 2016-17 (INR Crore)
- Figure-27: India Chocolate Spread Market Size Forecast – By Value 2017-18F to 2022-23F (INR Crore)
- Figure-28: India Chocolate Spread Market Share – By Company 2016-17
- Figure-29: India Chocolate Spread Market Share – By Product Type 2016-17 & 2022-23F
- Figure-30: India Jams, Jellies and Preserves Market Size – By Value 2011-12 to 2016-17 (INR Crore)
- Figure-31: India Jams, Jellies and Preserves Market Size Forecast – By Value 2017-18F to 2022-23F (INR Crore)
- Figure-32: India Jams, Jellies and Preserves Spread Market Share – By Company 2016-17
- Figure-33: India Jams, Jellies and Preserves Market Share – By Flavors 2016-17 & 2022-23F
- Figure-34: India Other Spread Market Size – By Value 2011-12 to 2016-17 (INR Crore)
- Figure-35: India Other Spread Market Size Forecast – By Value 2017-18F to 2022-23F (INR Crore)





### LIST OF TABLE

- Table-1: India Spread Market Share – By Company 2016-17
- Table-2: India Economic Profile – 2015
- Table-3: Size of Vegetarian/Non-vegetarian logo
- Table-4: Table Butter and Cheese Spread Food Additives Requirements
- Table-5: Honey Additives Standards
- Table-6: Artificial Sweeteners Standards
- Table-7: Preservatives Standards
- Table-8: HS Code for Spread in India 2017
- Table-9: Import Duty Structure for Spreads in India 2017
- Table-10: Import of Chocolate Spread in India- By Value & By Volume 2011-12 to 2016-17

- Table-11: Import of Chocolate Spread in India- By Country By Volume share 2016-17 (In thousand kgs)  
Table-12: Import of Butter in India- By Value & By Volume 2011-12 to 2016-17  
Table-13: Import of Butter in India- By Country By Volume share 2016-17 (In thousand kgs)  
Table-14: Import of Peanut Butter in India- By Value & By Volume 2011-12 to 2016-17  
Table-15: Import of Peanut Butter in India- By Country By Volume share 2016-17 (In thousand kgs)  
Table-16: Import of Honey in India- By Value & By Volume 2011-12 to 2016-17  
Table-17: Import of Honey in India- By Country By Volume share 2016-17 (In thousand kgs)  
Table-18: Import of Cheese Spread in India- By Value & By Volume 2011-12 to 2016-17  
Table-19: Import of Cheese Spread in India- By Country By Volume share 2016-17 (In thousand kgs)  
Table-20: Import of Jams, Jellies, Marmalades etc in India- By Value & By Volume 2011-12 to 2016-17  
Table-21: Import of Jams, Jellies, Marmalades etc in India- By Country By Value share 2016-17 (In Lakhs)  
Table-22: Export of Chocolate Spread in India- By Value & By Volume 2011-12 to 2016-17  
Table-23: Export of Chocolate Spread in India- By Country By Volume share 2016-17 (In thousand kgs)  
Table-24: Export of Butter in India- By Value & By Volume 2011-12 to 2016-17  
Table-25: Export of Butter in India- By Country By Volume share 2016-17 (In thousand kgs)  
Table-26: Export of Peanut Butter in India- By Value & By Volume 2011-12 to 2016-17  
Table-27: Export of Peanut Butter in India- By Country By Volume share 2016-17 (In thousand kgs)  
Table-28: Export of Honey in India- By Value & By Volume 2011-12 to 2016-17  
Table-29: Export of Honey in India- By Country By Volume share 2016-17 (In thousand kgs)  
Table-30: Export of Cheese Spread in India- By Value & By Volume 2011-12 to 2016-17  
Table-31: Export of Cheese Spread in India- By Country By Volume share 2016-17 (In thousand kgs)  
Table-32: Export of Jams, Jellies, Marmalades etc in India- By Value & By Volume 2011-12 to 2016-17  
Table-33: Export of Jams, Jellies, Marmalades etc in India- By Country By Value share 2016-17 (In Lakhs)  
Table-34: Key Facts of Gujarat Co-operative Milk Marketing Federation Ltd.  
Table-35: Key Facts of Agro Tech Foods Ltd.  
Table-36: Key Facts of Dr. Oetker India Pvt Ltd  
Table-37: Key Facts of Dabur India Limited  
Table-38: Key Facts of Ferrero India Pvt. Ltd.  
Table-39: Key Facts of Hershey India Pvt. Ltd.  
Table-40: Key Facts of Hindustan Unilever Limited  
Table-41: Key Facts of Mapro Foods Private Limited  
Table-42: Key Facts of Parag Food Pvt Ltd  
Table-43: Key Facts of Britannia Industries Ltd  
Table-44: Key Facts of Heinz India Private Limited  
Table-45: Key Facts of Mother Dairy Fruit & Vegetable Pvt. Ltd.  
Table-46: Key Facts of Patanjali Ayurved Limited  
Table-47: Key Facts of Scandic Food India Private Limited

***Request a Sample of this Report ( [Click Here](#) )***



	Single User License	Hard Copy	Site License	Global License
<b>Users/ Sharing</b>	Restricted to 10 Authorized Users	Unlimited within the Geography	Unlimited within the Geography	Unlimited within any geography
<b>Delivery Formats</b>				
<b>Content Citation</b>	✘	✘	✘	✔
<b>Printing/Copy</b>	✘	✘	Unlimited within Company / Enterprise	Unlimited within Company / Enterprise
<b>10% Pre-sale customization</b>	✔	✘	✔	✔
<b>16 Hours post sales support</b>	✔	✔	✔	✔
<b>Free report on update within 100 days from purchase date</b>	✘	✘	✘	✔

**About Us** ( [Click Here](#) )

**For any further questions please contact us** ( [Click Here](#) )

Bonafide Research & Marketing Pvt. Ltd  
 Email : [sale@bonafideresearch.com](mailto:sale@bonafideresearch.com)  
 Telephone : +91 7878231309  
 Website : [www.bonafideresearch.com](http://www.bonafideresearch.com)

